

towik + linbar

Barriers and columns with soft curved edging. Use singly or in combinations.

Barrières et colonnes avec angles arrondis. Employez séparément ou en combinaisons modulaires.



Colours + Finishes

BS4800 and RAL Classic: Full colour range in polished gloss, satin, matt and textured matt finishes.

Standard colours: All finishes.

Polished Metallics: All finishes.

Textured Metallics: All finishes.





Polished Pearlescents: All finishes.





Polished Stardust: All finishes.

Natural: All finishes.

Dapple and Vintage: All finishes.

See page 242 for all colour and finish options.

Code	  	
TOK1	350 x 350 x 600mm	TWC4
TOK2	350 x 350 x 900mm	TWC4
TOK3	350 x 350 x 1200mm	TWC4

Code	  	
LINBAR1	900 x 350 x 900mm	TMS8
LINBAR2	1200 x 350 x 900mm	TMS10