


livinggreen
design

Planter Furniture

Interior & Exterior



www.livingreendesign.com

Introduction

As the UK's leading manufacturer of planters for commercial landscape use, we are delighted to bring together our complimentary range of planter furniture into a new catalogue to help our customers maximise their sales opportunity.

Like the Livinggreen Design planter ranges, our Furniture is all manufactured, by us, here in the UK, using Fibreglass as the structural material. This ensures the units are both lightweight, and so ideal for roof garden and terraces, but also immensely strong and therefore suitable for the most demanding exterior & interior spaces. Variations of our Fibreglass formulation is used in the manufacture of everything from wind turbines to commercial jet liners so you can have every confidence in specifying our furniture range in any and every situation.

Our vast selection of paint and natural finishes, including replica stone and metals such as our fabulous Corten Steel effect which is literally indistinguishable from the real material, are available for every range. These can be teamed with the most appropriate seating options including a variety of hardwoods, outdoor cushions, indoor cushions or just plain hardwearing fibreglass.

In addition to well-developed standard ranges, we are specialists in Bespoke manufacture and can take a basic idea from sketch to production drawing and finished product within weeks.

Contents

Bespoke Projects

Terraces

Rhumba

Barrier Seating

Curvy Xtreme Bench

Pick 'N' Mix



Bespoke Benches

We have a fully equipped design studio employing professional product designers and Graphic artists who can assist you at any point of your bespoke project, including pictorial representation of how the furniture and planters would look in the finished project. Designs can incorporate any combination of planters and seating and can also feature other additions such as lighting, power points, Integrated Bluetooth Speaker systems and signage. Our fibreglass can also be specified as fire retardant, ideal for use in enclosed public spaces.

In the example on these pages, the brief was to work with the architect and landscape contractor to create a roof garden featuring long runs of benches and individual seating on stand-alone planters combined with bespoke tree planters singularly and in groups. This was a new corporate HQ in Scotland and the client required sustainable local hardwood for the bench seats. We sourced this as Scottish Larch, perfect for the Client and the situation. This job was designed, manufactured and installed in six weeks from order.



Bespoke Benches



Here we took a drawing concept and engineered a solution creating sectional planters that would fit together to form sinuous beds making full use of the narrow space. Seating units were formed to exactly match the shapes of the planters allowing a perfect fit and full implementation of the design concept.

Bespoke Benches



In this example for a private client, different colours and finishes, including Corten Steel effect, have been combined with alternating curved benches and planters to maximise the usability of good sized terrace. Working with the Garden Designer, we were able to fully realise his design brief even including integrated lighting and external power points.



Terraces



Terraces is an exciting new collection of planter, seat and table products that form an integrated approach to landscape design. The range offers the flexible tools that, together with informed planting, help define space and movement and inspire the design of high quality environments within a wide range of public and commercial projects.



The range offers the flexible tools that, together with informed planting help define space and movement and inspire the design of high quality environments within a wide range of public and commercial projects.

While any of the Terraces components can be used singularly, they are designed to be combined together to provide integrated layouts featuring planters, seats and tables of varying size and height. The name 'Terraces' refers to its unique capacity for creating tiers of planting as shown below, but equally it can be used for simple planting and seating arrangements on the same plane. The drawings below illustrate some of the possibilities but Terraces is about using the shapes to create novel solutions to interior space planning and letting your imagination run free.



Terrace Options

36° Planters



L x W x H (mm)	770 x 500 x 425	770 x 500 x 575	770 x 500 x 725	770 x 500 x 875	770 x 500 x 1025
----------------	-----------------	-----------------	-----------------	-----------------	------------------

Code	36TERT01	36TERT02	36TERT03	36TERT04	36TERT05
------	----------	----------	----------	----------	----------

72° Planters



L x W x H (mm)	1450 x 640 x 425	1450 x 500 x 575	1450 x 500 x 725	1450 x 500 x 875	1450 x 500 x 1025
----------------	------------------	------------------	------------------	------------------	-------------------

Code	72TERT01	72TERT02	72TERT03	72TERT04	72TERT05
------	----------	----------	----------	----------	----------

360° Planters



L x W x H (mm)	900 x 425	900 x 575	900 x 725	900 x 825	900 x 1025
----------------	-----------	-----------	-----------	-----------	------------


Code	360TERT01	360TERT02	360TERT03	360TERT04	360TERT05
------	-----------	-----------	-----------	-----------	-----------

36° Table



<i>L x W x H (mm)</i>	770 x 500 x 425	770 x 500 x 575	770 x 500 x 725	770 x 500 x 875	770 x 500 x 1025
<i>Code</i>	36TERT01	36TERT02	36TERT03	36TERT04	36TERT05

72° Table




<i>L x W x H (mm)</i>	1450 x 640 x 425	1450 x 500 x 575	1450 x 500 x 725	1450 x 500 x 875	1450 x 500 x 1025
<i>Code</i>	72TERT01	72TERT02	72TERT03	72TERT04	72TERT05

360° Table



<i>L x W x H (mm)</i>	900 x 425	900 x 575	900 x 725	900 x 825	900 x 1025
<i>Code</i>	360TERT01	360TERT02	360TERT03	360TERT04	360TERT05



L x W x H (mm)	770 x 500 x 425	1450 x 640 x 425
Code	36TERS01	72TERS01



D x H (mm)	1200 x 425	1500 x 425
Code	360TER1200S01	720TER1500S01




D x H (mm)	2000 x 425
Code	720TER2000S01

Seating Options



Slated Wood Solid Wood Leather Upholstery GRP Fibreglass



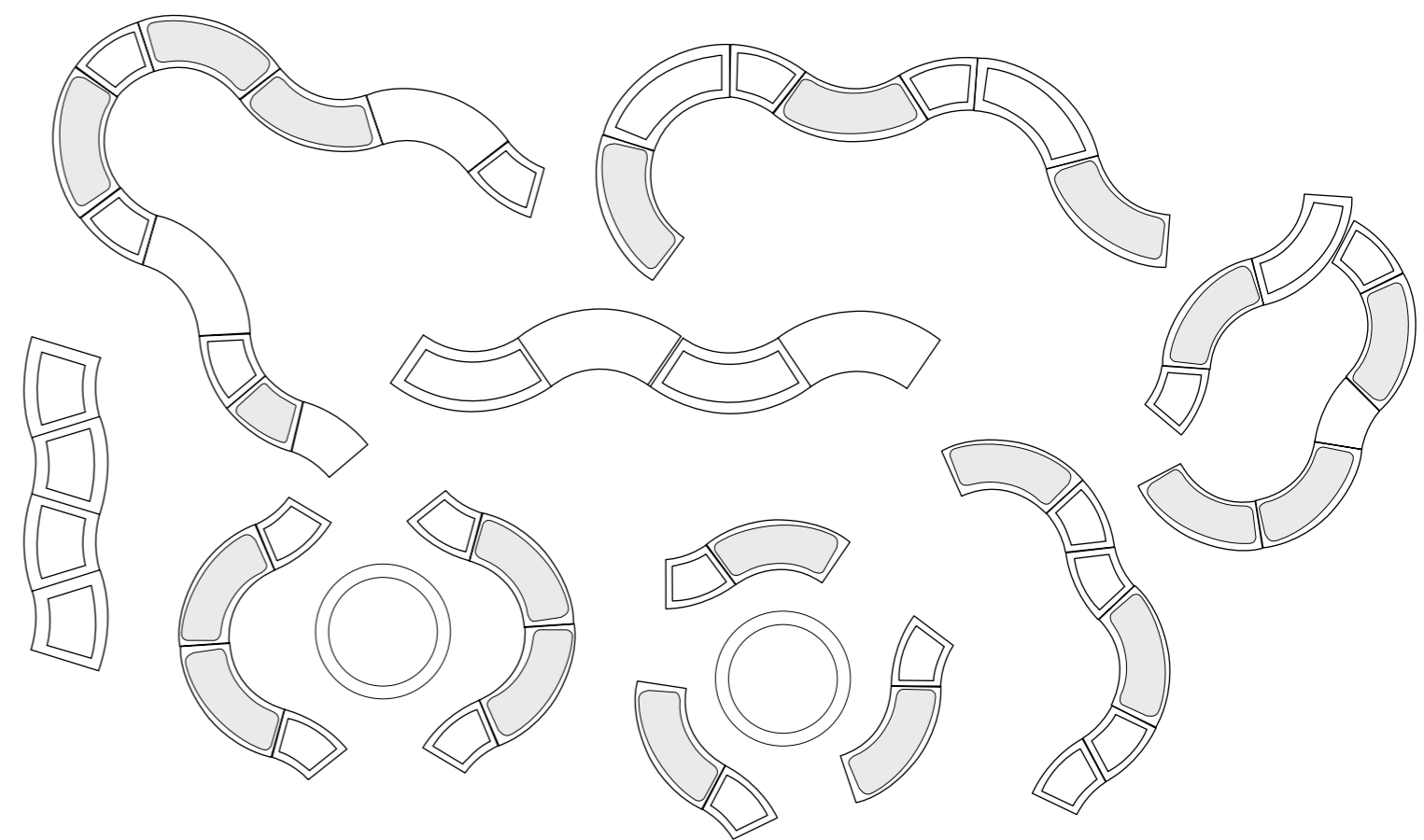
Leather 72° Cushion

Upholstery 72° Cushion



Commbination Examples

- 36° Planter
- 72° Planter
- 360° Planter
- 36° Table
- 72° Table
- 360° Table
- 36° Seating
- 72° Seating
- 360° Seating
- 720° Seating





Rhumba

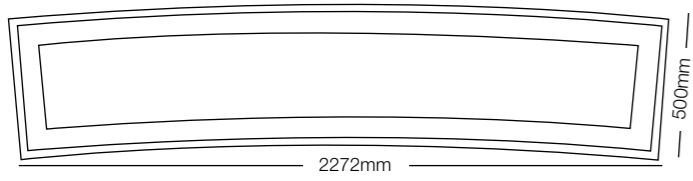


Originally conceived for a shopping mall in the Southern Europe, Rhumba is a collection of differently contoured modules that can be put together to form an amazing variety of undulating shapes. Each module can be specified as either a bench or a planter and uniquely, individual units can be bolted together and to the floor, to create enclosed planting beds in the centre.

Each unit is on a recessed plinth for ease of adding Led strip lighting if required. Seats can be specified in solid or slatted wood, indoor or exterior grade cushions or as weatherproof hardwearing fibreglass.

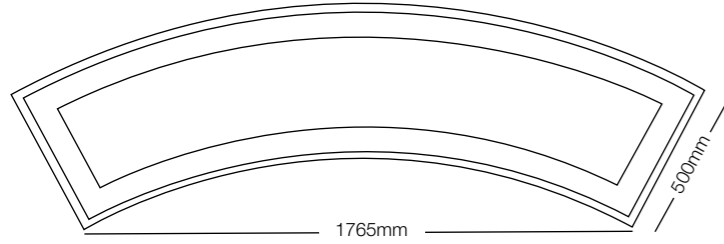
Rhumba Planter

Module 1



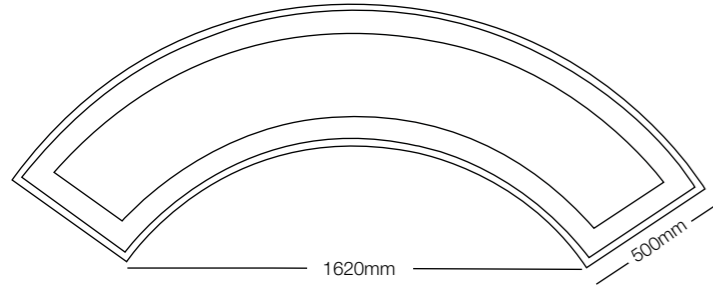
L x W x H (mm)	500 x 520 x 2272
Code	

Module 2




L x W x H (mm)	500 x 520 x 1765
Code	

Module 3




L x W x H (mm)	500 x 520 x 1620
Code	

Side View

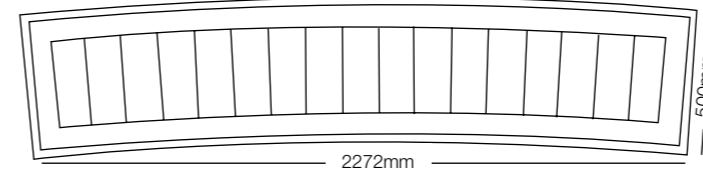


Side View (length ways)



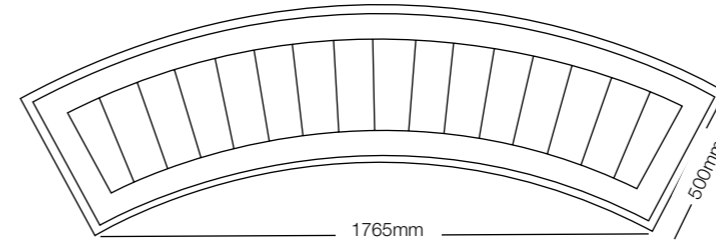
Rhumba Bench

Module 1



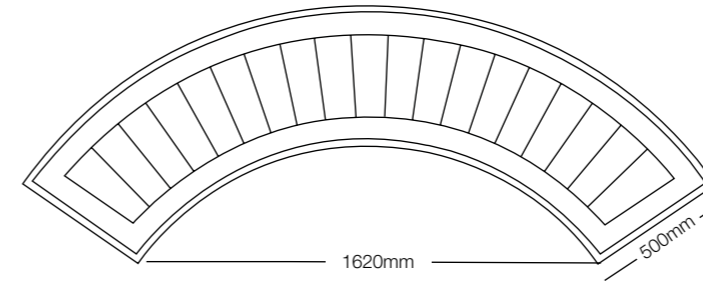
L x W x H (mm)	500 x 520 x 2272
Code	

Module 2



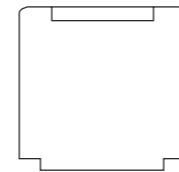
L x W x H (mm)	500 x 520 x 1765
Code	

Module 3




L x W x H (mm)	500 x 520 x 1620
Code	

Side View



Side View (length ways)



Seating Options



Slated Wood

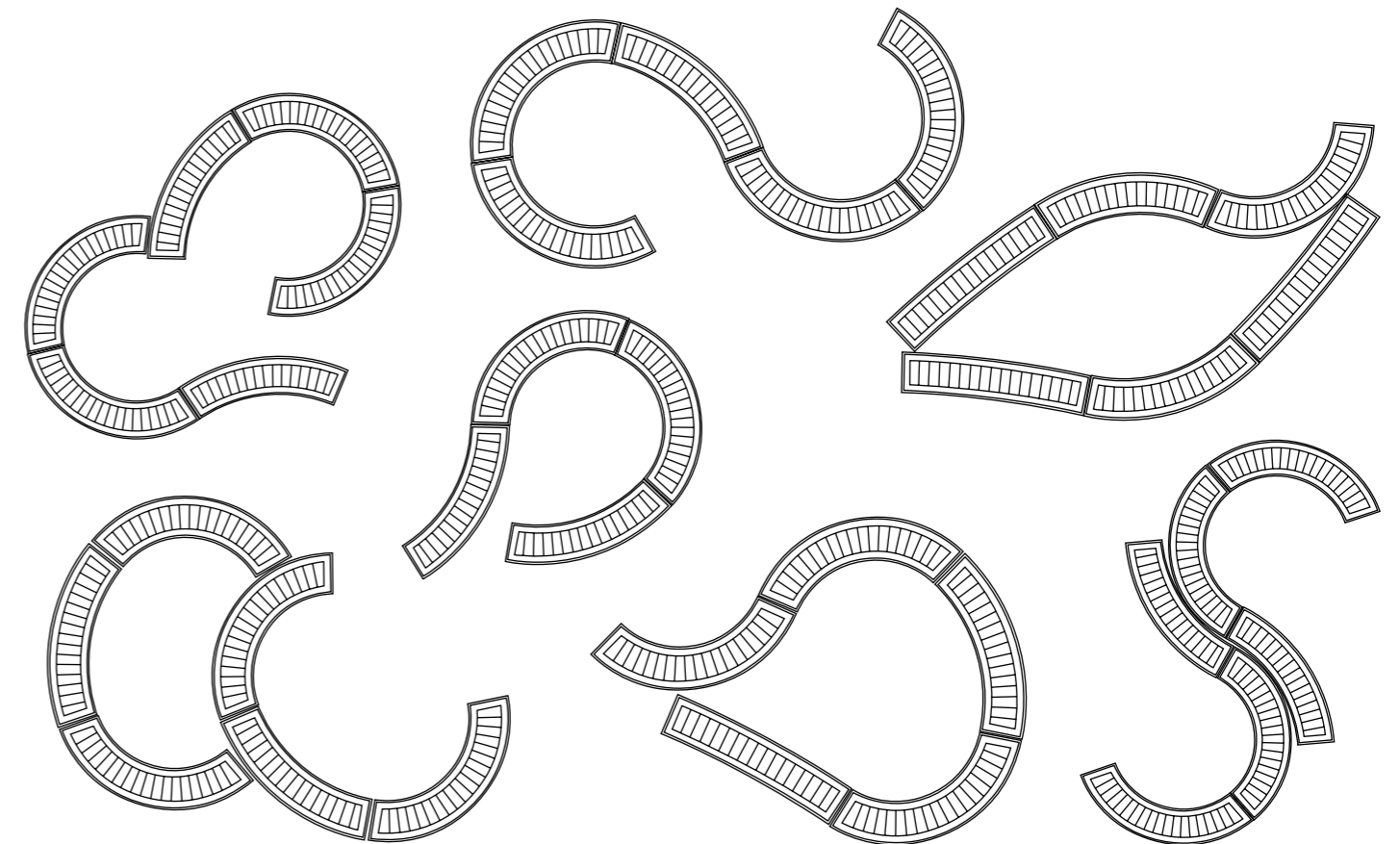
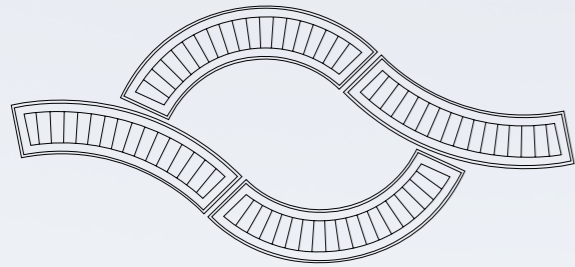
Solid Wood

Leather

Upholstery

GRP Fibreglass

Combination Examples



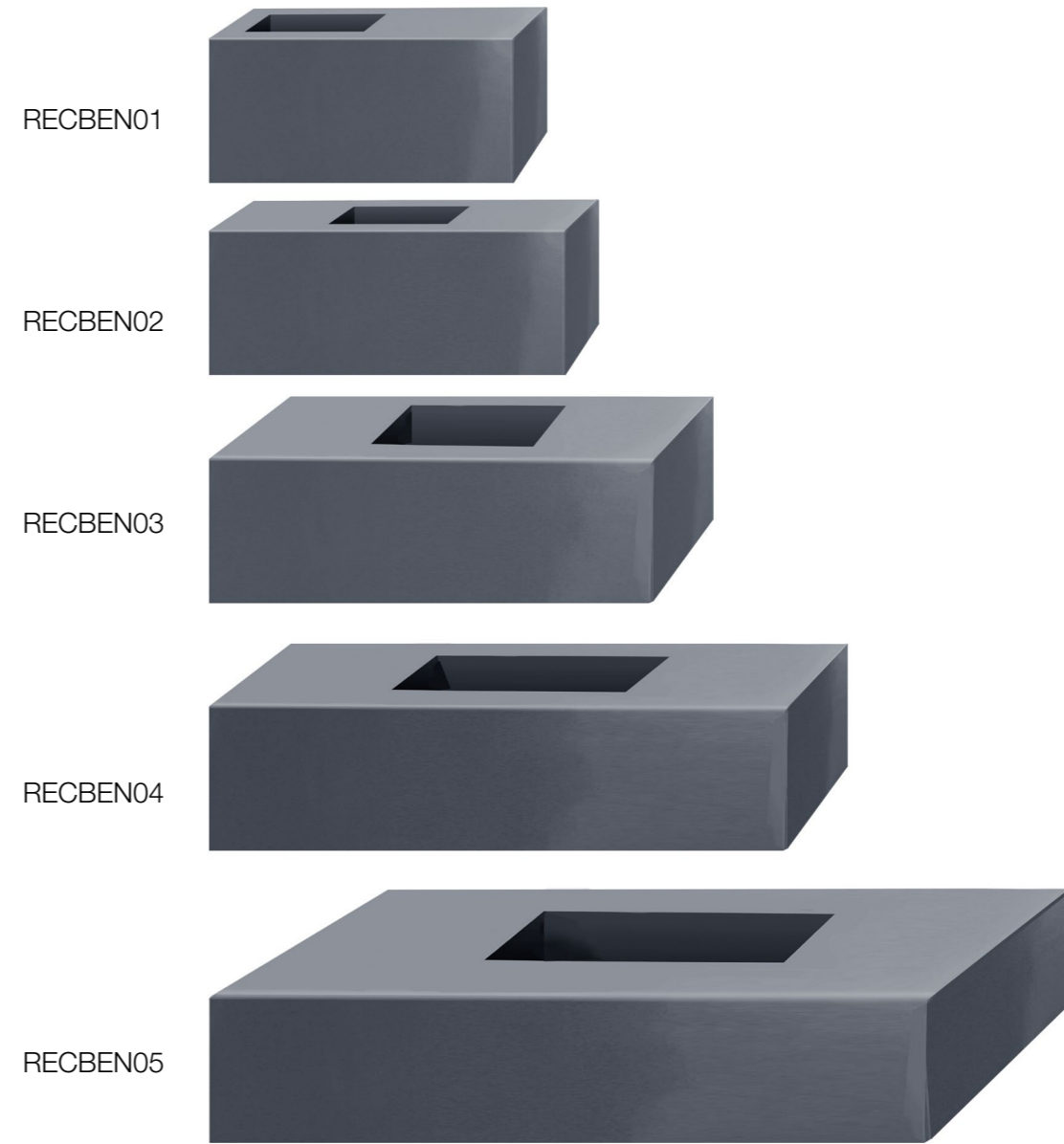
Barrier Seating



A great compliment to our very popular Barrier and Cube ranges. These stand-alone planter seats are the perfect cost effective solution for many commercial and private landscape schemes.



Barrier Seating



Barrier Seating

Code				
REC BEN 01	1000 x 400 x 450	400x240mm	TWC4	
REC BEN 02	1200 x 400 x 450	400x240mm	TWC4	
REC BEN 03	1500 x 800 x 450	500x600mm	TWC6	
REC BEN 04	2000 x 800 x 450	1000x600mm	TMS8x2	
REC BEN 05	2400 x 1400 x 450	1400x600mm	TMS10x2	

suitable for seating

REC BEN 01	1 person
REC BEN 02	2 persons
REC BEN 03	4 persons
REC BEN 04	4 persons
REC BEN 05	10 persons



Float

Code			
FLOA 01	600 x 600 x 300	300 x 300mm	TWC2
FLOA 02	800 x 800 x 400	400 x 400mm	TWC3
FLOA 03	1000 x 1000 x 450	500 x 500mm	TWC6
FLOA 04	1200 x 1200 x 450	600 x 600mm	TMN4x2
FLOA 04S*	1200 x 1200 x 450	600 x 600mm	TMN4x2
FLOA 01	900 x 550 x 300	600 x 250mm	TMS5

*FLOA04S is designed to be used as a seat planter; please note the standard float series are not sufficiently strengthened to be used as seating planters.



In their basic form with solid fibreglass seats between 1 and 10 people can be accommodated with the larger units able to accept specimen trees. Adding to this range, the Float Seat, as pictured, offers a square sided option.

Bespoke sizes are can also easily be created for minimal extra cost and if required the seating can be u pgraded to wood or fabric on request.



Curvy Xtreme Bench & Curvy Xtreme Planter



Offered as a design led alternative to the Barrier seating range, Curvy Xtreme has the same hardwearing fibreglass seats and recessed planting space integrated into the end of each bench if required.



Four lengths are available each with 3 differently shaped and sized planting areas. Taller barrier units can also be created to fit perfectly behind the benches to offer space division and multilevel planting. A huge range of complimentary planters are also available (Curvy range).

PLANTER OPTIONS



OPTION A

OPTION B

OPTION C

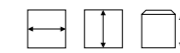
300mm

300x339mm

400x339mm



Code



seating bench

CURSBH1 900 x 450 x 450mm N/A

CURSBH2 1200 x 450 x 450mm N/A

CURSBH3 1500 x 450 x 450mm N/A

CURSBH4 1800 x 450 x 450mm N/A

planter bench

CURSBHP1A 900 x 450 x 450mm TWC3

CURSBHP1B 900 x 450 x 450mm TWC3

CURSBHP2A 1200 x 450 x 450mm TWC3

CURSBHP2B 1200 x 450 x 450mm TWC3

CURSBHP3A 1500 x 450 x 450mm TWC3

CURSBHP3B 1500 x 450 x 450mm TWC3

CURSBHP3C 1500 x 450 x 450mm TWC4

CURSBHP4A 1800 x 450 x 450mm TWC3

CURSBHP4B 1800 x 450 x 450mm TWC3

CURSBHP4C 1800 x 450 x 450mm TWC4

Pick 'N' Mix

Across the main Livinggreen Design Planter range, many feature stools or benches as an integral part of that products design. These are collected together here and offer a great diversity of form and function. From the Snapback seats originally designed for RHS Chelsea to the ultra-modern Totem stools and way-finding Arrow benches, there is truly something for every location and situation.

Do look up the full range for each one in the main Livinggreen Design Catalogue for more inspiration in planning you scheme.

Contents

Heart Stool

Polybar Bench

Snapback

Curvy S Bench

Arrow Bench

Blob Seating

Easter Island Cube

Totem Stool





Heart Stool



Polybar Bench



Curvy S Bench



Easter Island Cube



Snapback



Blob Seating



Curvy S Bench



Arrow Bench



Totem Stool



Easter Island Cube



Polybar Bench




Snapback







Polybar Bench






Specifications







ARROW BENCH

Code    Code 
bench
ARROWBE01 863 x 785 x 430mm N/A





Easter Island Cube

Code     
cube
EASIL03 900 x 600 x 900 650 x 510mm TWC12
EASILB03 with bench seat at 450mm high
EASIL04 900 x 900 x 900 650 x 810mm TWC12
EASILB04 with bench seat at 450mm high

Totem Stool





Code    
stool
TOTEMST01 350 x 350 x 430mm N/A


Snapback

Code    
SNAPS01 1290 x 450mm 690mm TWC12
SNAPS02 1818 x 450mm 1191mm TCN6+TCN3x2
 suitable for seating
SNAPS01 2-3 persons
SNAPS02 4-5 persons







Curvy S Bench

Code    
seating bench
CURSBB01 1200 x 450 x 450mm N/A








Polybar Bench

Code    Code 
bench
POLYBAR03 1210 x 960 x 450mm TMS5
POLYBAR04 1470 x 670 x 450mm TMS5







Blob Seating

Code     
seating bench
BLOBB01 975 x 840 x 450mm N/A
BLOBB02 1100 x 950 x 450mm N/A
BLOBB03 1540 x 1330 x 450mm N/A



Heart Bench

Code    
stool
HEARTST01 490 x 410 x 430mm N/A



colours + finishes

Most Livinggreen planters are available in all the finishes detailed – but check the product page for a full listing as the design of some units makes certain finishes impractical.

La plupart des contenants de 'Livinggreen' sont disponibles avec toutes les finitions détaillées ci-dessous. Veuillez toutefois vérifier la compatibilité du choix de la finition avec la forme du bac, car certaines sont difficiles à obtenir selon les modèles choisis.

BS4800 and RAL Classic: Over 300 colours available in highly polished gloss, satin, matt or textured matt finishes so you can achieve a perfect match to other furnishings.

BS4800 et RAL Classique: Plus de 300 couleurs disponibles avec plusieurs finitions : polie, satin ou mate texturée. Ainsi nos contenants permettent de trouver l'accord parfait avec l'esprit et l'aménagement du lieu.

Standard Colours: Specially selected colours that are usually held in stock and will meet most requirements. Available in highly polished gloss, satin, matt and textured matt.

Couleurs standard: Certaines couleurs sélectionnées parmi les gammes citées sont habituellement en stock et répondent à la plupart des exigences. Il s'agit des finitions suivantes : polie, satin et mate texturée.

Polished Metallics: The closest finishes to polished metal. Also available in satin sheen.

Métalliques polies: Finitions les plus semblant au métal poli.

Textured Metallics: Matt metal finishes with a rippled effect.

Métalliques texturées: Finitions en effet métal mat texturé.

Polished Pearlescents: Deep, almost 3D colours.

Perle polies: Finition créant un effet de profondeur.

Polished Stardust: Vibrant colour with a hint of silver sparkle. *Other colours on request – check availability before ordering.*

Stardust polies: Couleur scintillante incrustée de petites paillettes argentées. *Plusieurs couleurs sur demande - vérifiez la disponibilité.*

Dapple: Unique multicolour finishes adding further opportunities to personalise your planters. The finishes are coated with clear lacquer giving extra shine and a more resilient finish.

Moucheté: Finitions multicolores uniques rajoutant encore plus de possibilités de personnaliser vos pots. Les finitions sont recouvertes de vernis clair donnant un éclat supplémentaire et une finition plus résistante.

Please note we recommend Textured and Natural finishes if planters are to be used outdoors. However all our finishes are suitable for exterior use – please specify this at the time of ordering.

Nous recommandons pour des usages extérieurs d'employer des finitions texturées ou naturelles. Cependant toutes nos finitions conviennent pour l'usage à l'extérieur - spécifiez le lieu d'usage (intérieur ou extérieur) sur la commande.

Natural: Unique finishes that exactly mimic natural materials. *Please note all these finishes have not only the look but also behave like the real material, weathering naturally if outdoors. However, the surfaces will mark clothes if brushed against so use indoors only in low footfall areas. Rust can be matt lacquered to avoid this problem on request.*

Naturel: Finitions uniques qui imitent exactement les vrais matériaux naturels. *De plus elles les ressemblent en aspect et en comportement. Par exemple les finitions rouille et cuivre bleu vieillissent naturellement en usage extérieur. Attention, ces surfaces pourront marquer les vêtements, il est recommandé pour leur usage en intérieur de ne pas les disposer à proximité des endroits passants. La rouille peut être mate laquée à la demande pour éviter cet inconvénient.*

Gold, Silver and Colour leaf: True luxury finishes where planters are hand gilded with genuine metal leaf, hand burnished and coated with multiple layers of clear lacquer.


Other leaf finishes available on request.

Feuilles d'or, argent et couleur : Les finitions de luxe, les bacs sont travaillés à la main avec des véritables feuilles en métal, ensuite polies à la main et recouvertes de plusieurs couches de vernis clair. *D'autres couleurs de feuilles sont disponibles sur demande.*


Standard Colours - Couleurs standard




Polished Metallics - Métalliques polies



Textured Metallics - Métalliques texturées




Polished Pearlescents - Perlé polies



Polished Stardust - Stardust polies



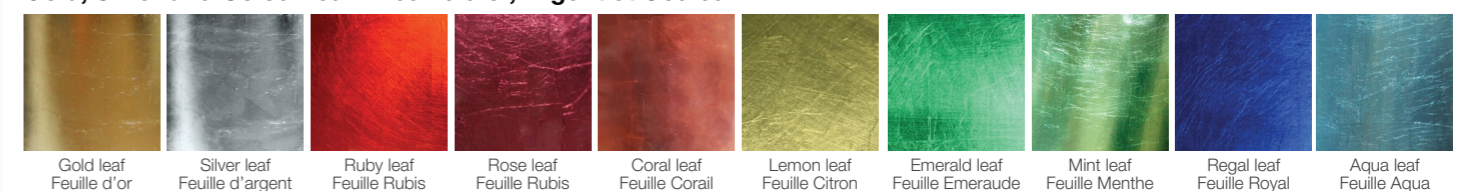
Dapple - Moucheté




Natural - Naturel



Gold, Silver and Colour leaf - Feuille d'or, Argent et Couleur





livinggreen
design

www.livingreendesign.com

Livingreen Design is a brand name of Livingreen Design Ltd t: +44(0)131 440 9804